



A MITEL
PRODUCT
GUIDE

Mitel Virtual Reception

CMG Speech SQL Express Backup Configuration Guide

Release 9.4

BOOK PART NUMBER: 20/1531-ANF 901 89 Uen
May 2026

Notices

The information contained in this document is believed to be accurate in all respects but is not warranted by **Mitel Networks Corporation (MITEL®)**. The information is subject to change without notice and should not be construed in any way as a commitment by Mitel or any of its affiliates or subsidiaries. Mitel and its affiliates and subsidiaries assume no responsibility for any errors or omissions in this document. Revisions of this document or new editions of it may be issued to incorporate such changes. No part of this document can be reproduced or transmitted in any form or by any means - electronic or mechanical - for any purpose without written permission from Mitel Networks Corporation.

Trademarks

The trademarks, service marks, logos and graphics (collectively "Trademarks") appearing on Mitel's Internet sites or in its publications are registered and unregistered trademarks of Mitel Networks Corporation (MNC), its affiliates, parents, or subsidiaries (collectively "Mitel") or others. Use of the Trademarks is prohibited without the express consent from Mitel. Please contact our legal department at legal@mitel.com for additional information. For a list of the worldwide Mitel Networks Corporation registered trademarks, please refer to the website: <http://www.mitel.com/trademarks>.

®,™ Trademark of Mitel Networks Corporation

© Copyright 2026, Mitel Networks Corporation

All rights reserved

Contents

1 INTRODUCTION.....	1
2 SQL EXPRESS JOBS AS A SCHEDULED TASK.....	2

INTRODUCTION

1

This document describes how to configure CMG Speech SQL Express jobs on Windows Server.

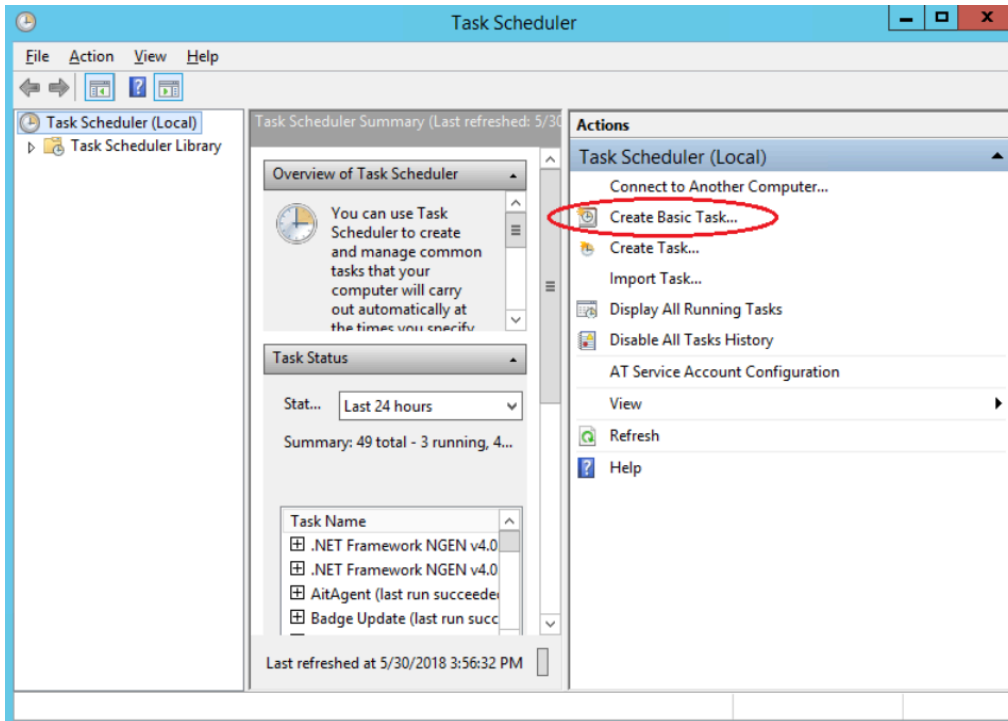
Windows Scheduled Task function is used to perform the tasks.

SQL EXPRESS JOBS AS A SCHEDULED TASK

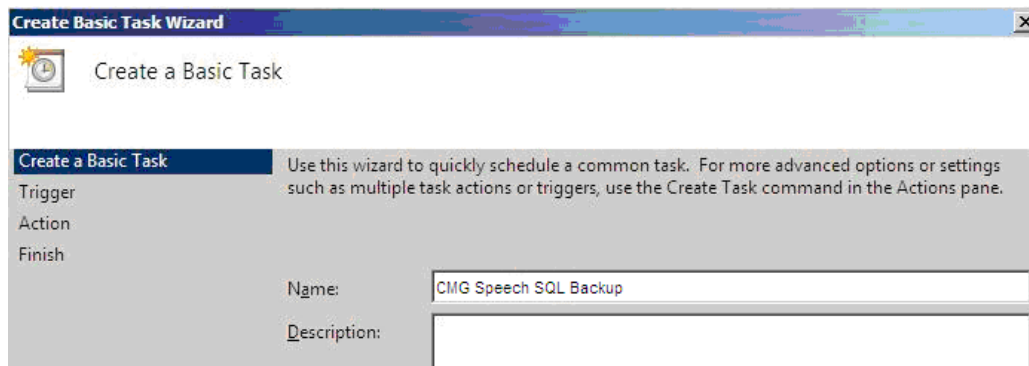
2

To add the SQL Express backup of the CMG Speech database as a scheduled task, do the following:

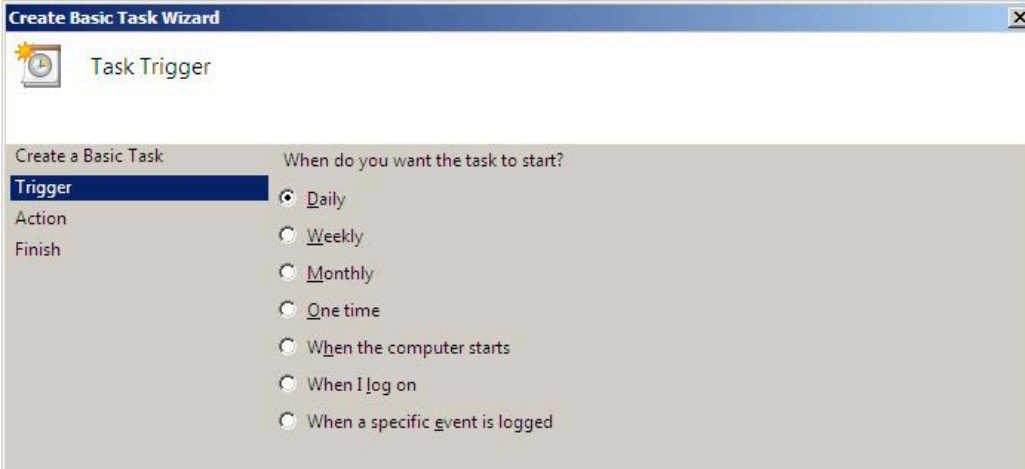
1. Open Task Scheduler (for example from **Start = All Programs = Administrative Tools = Task Scheduler**).
2. Select **Create Basic Task**.



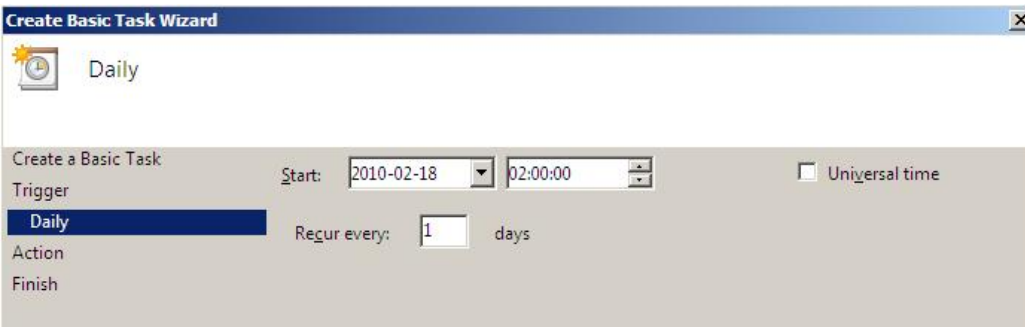
3. Type a name for the task, and then click **Next**.



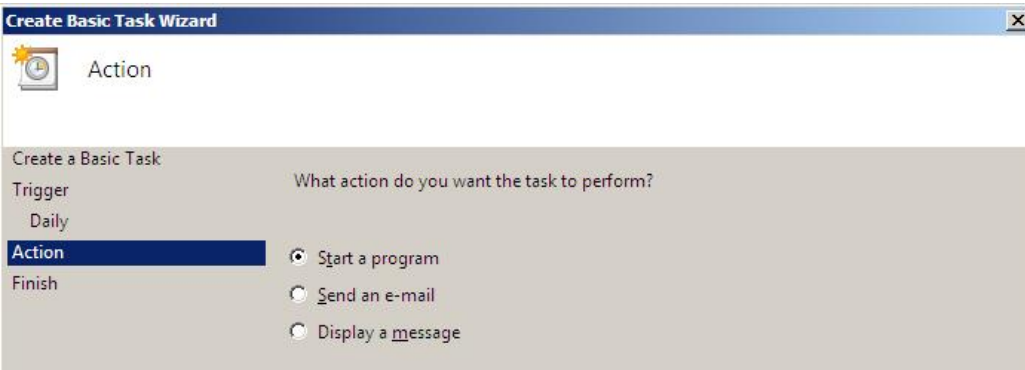
4. Select how often the task should be performed (for example **Daily**), and click **Next**.



5. Select the start time and day for the task, and click **Next**.



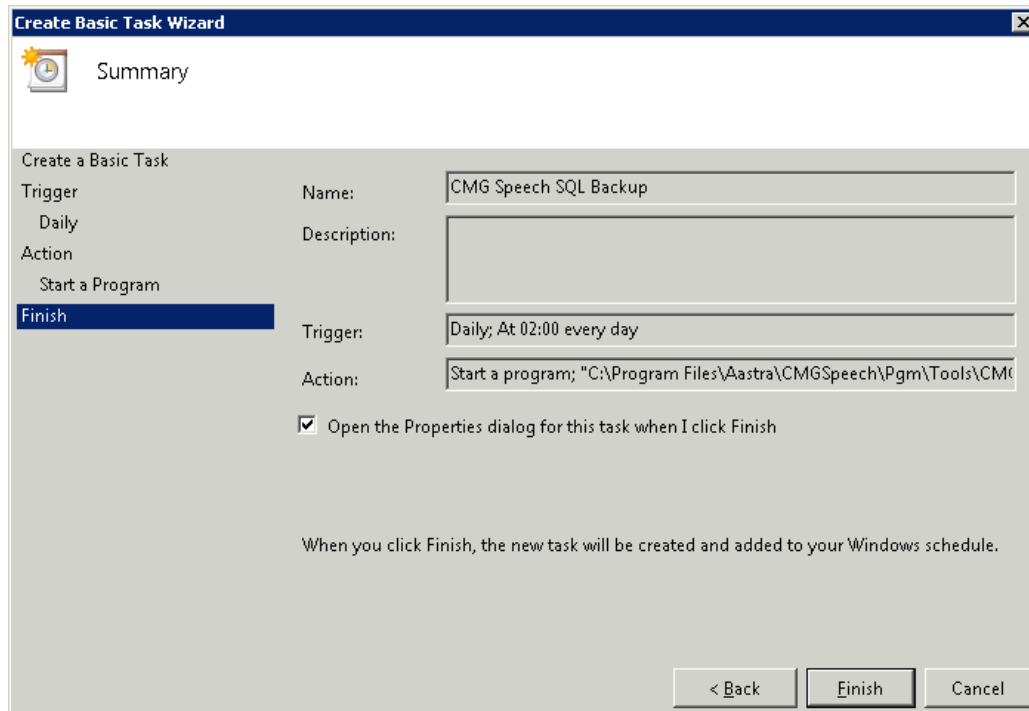
6. Select **Start a program**, and click **Next**.



7. Browse for, and select the file `CMGSpeechSQLExpressBackup.cmd` found in the folder `\<CMGSpeech>`.

8. When `CMGSpeechSQLExpressBackup.cmd` is selected, click **Next**.

9. On the summary page of the Create Basic Task Wizard, select **Open the properties dialog for this task when I click Finish**, and then click **Finish**.



Create Basic Task Wizard Summary

Create a Basic Task

Trigger: Daily
Action: Start a Program
Finish

Name: CMG Speech SQL Backup
Description:
Trigger: Daily; At 02:00 every day
Action: Start a program; "C:\Program Files\Aastra\CMGSpeech\Pgm\Tools\CMG...

Open the Properties dialog for this task when I click Finish

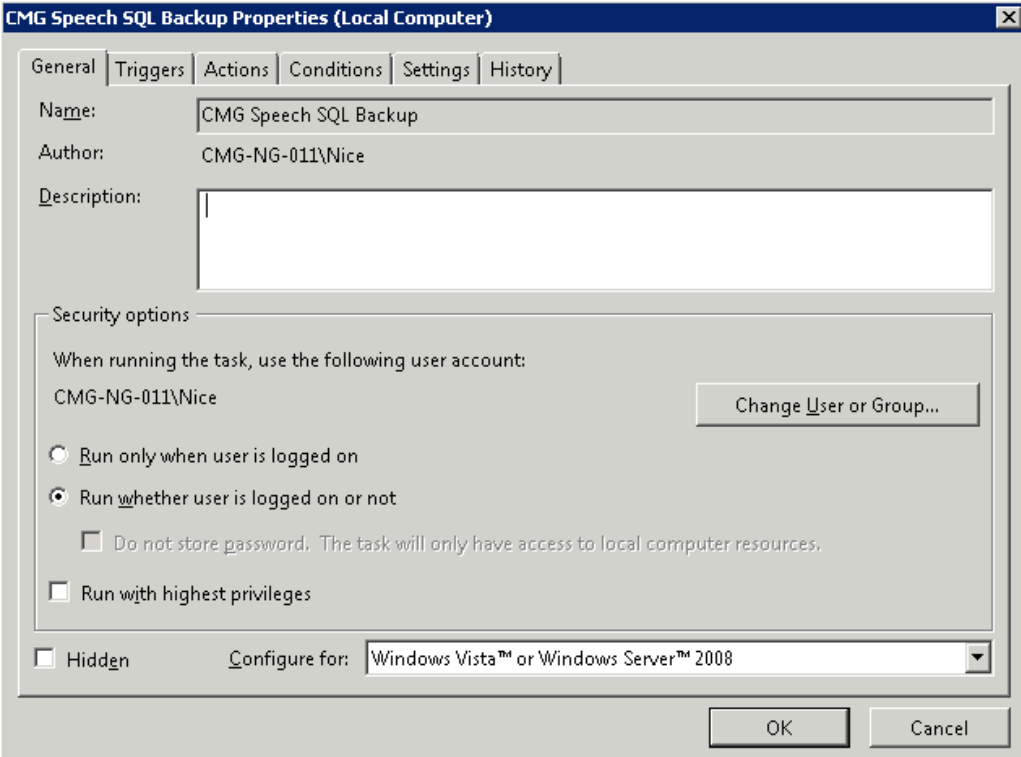
When you click Finish, the new task will be created and added to your Windows schedule.

< Back Finish Cancel

10. The Backup Properties dialog is shown:

Click **Change User or Group...** to select the user to run this job.

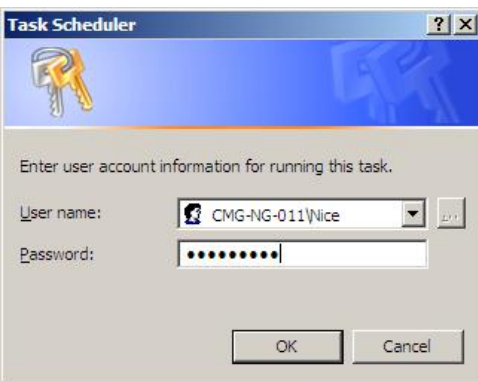
This user has to be a Local Administrator.



11. Select **Run whether user is logged on or not**.

12. Click **OK**.

13. Enter the user's password.



14. The job has been created.

