

Original A-number

DESCRIPTION



NOTICE

The information contained in this document is believed to be accurate in all respects but is not warranted by Mitel Networks™ Corporation (MITEL®). Mitel makes no warranty of any kind with regards to this material, including, but not limited to, the implied warranties of merchantability and fitness for a particular purpose. The information is subject to change without notice and should not be construed in any way as a commitment by Mitel or any of its affiliates or subsidiaries. Mitel and its affiliates and subsidiaries assume no responsibility for any errors or omissions in this document. Revisions of this document or new editions of it may be issued to incorporate such changes.

No part of this document can be reproduced or transmitted in any form or by any means - electronic or mechanical - for any purpose without written permission from Mitel Networks Corporation.

TRADEMARKS

The trademarks, service marks, logos and graphics (collectively "Trademarks") appearing on Mitel's Internet sites or in its publications are registered and unregistered trademarks of Mitel Networks Corporation (MNC) or its subsidiaries (collectively "Mitel") or others. Use of the Trademarks is prohibited without the express consent from Mitel. Please contact our legal department at legal@mitel.com for additional information. For a list of the worldwide Mitel Networks Corporation registered trademarks, please refer to the website: <http://www.mitel.com/trademarks>.

© Copyright 2017, Mitel Networks Corporation

All rights reserved

1

GENERAL

This document describes the Original A-number feature. For instructions on how to operate the feature, see operational directions for *ORIGINAL A-NUMBER*.

1.1

INTRODUCTION

The Original A-number feature allows the diverted-to party (C-party) to see the calling party's (A-party) number if:

- The B-party has activated the external follow-me to the C-party.
- The C-party is an answer position in the B-party's active list for personal number.

The original A-party can be either internal, private (belonging to another PBX in a private network), or public. If no valid public A-party number is available, the B-party number will be sent to the public destination.

The feature is supported in private networks with Integrated Service Digital Network signaling over the Q-reference point (ISDN QSIG), H.323 or SIP. All nodes in a homogeneous private network over which a public destination is directed must support the Original A-number feature. If an incoming public call in node A is routed over a private tie-line to node B which is the gateway exchange to the public network, both node A and node B must support Original A-number. This has to be considered when alternative routing is used.

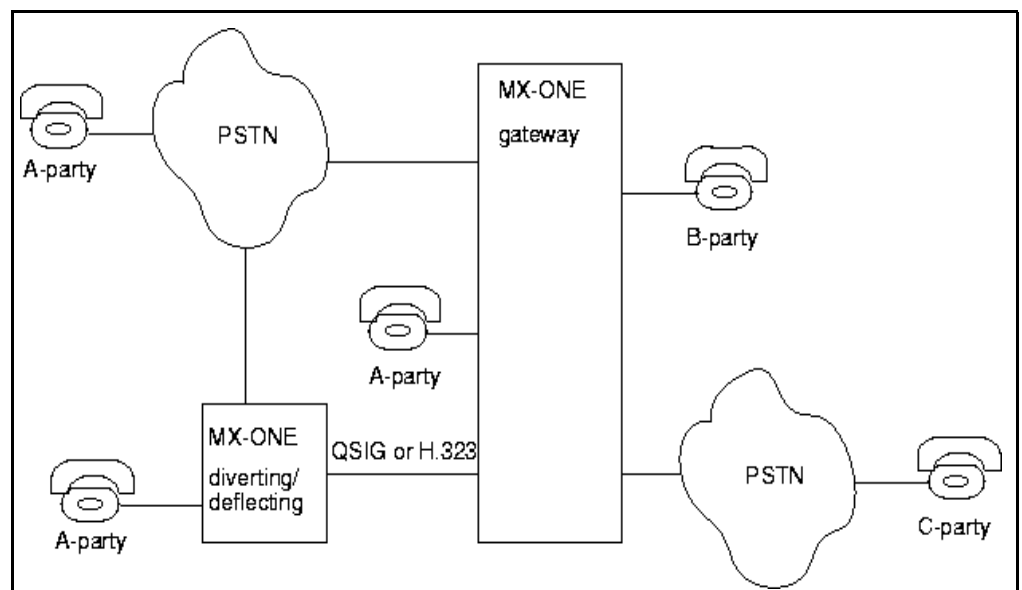


Figure 1: Overview Scheme

The public destination is initiated by the parameter DEST in the command *RODDI*.

For more information about administration of routes, see operational directions for *ADMINISTRATION OF ROUTES* and description for *NETWORKING*. For more information on administration of number data, see operational directions for *NUMBERING*.

Note: It might not be allowed to send received A-party information to a public or mobile network without concession from the network operator. Charging and prefixing might be other issues that have to be considered.

1.2

GLOSSARY

For a complete list of abbreviations and glossary, see the description for *ACRONYMS, ABBREVIATIONS AND GLOSSARY*.

2 FUNCTIONS

2.1 ORIGINAL A-NUMBER

The functionality for controlling which A-number that is to be sent to the C-party is handled by the ADC parameter in the *RODDI* command, when initiating a route access code.

It is possible to select which type of number (TON) that is to be sent along with the A-number. It is either the TON for the original A-number or the TON that is set for the outgoing destination.

It is possible in the ADC parameter to control which TON to send along with the original A-number. It is either the TON for the original A-number or the TON that is set for the outgoing destination.

Note: If original A-number is not set in parameter ADC D₂₂, original A-number TON cannot be selected.

When the diverting/deflecting node and the gateway node to the public/mobile network are different nodes, the public destination must allow informative signaling if proprietary UUI signaling is used in the private network. Informative signaling is used between nodes in a private network supporting supplementary UUI signaling and using the Original A-number feature, see parameter ADC in the parameter description for *ROUTE DATA*.

At external follow-me, command *ASPAC*, *PARNUM* = 223 is used to select if GFP or UUI is going to be used.

Own public Exchange numbers per route or LIM need to be initiated depending on which level of TON that will be prefixed to the internal party's number when sent to the public network, see *RONDI* and *route_data_common* commands.

2.2 CALL INFORMATION LOGGING

When Call Information Logging is used, the party that has external follow-me or personal number deflection to public party activated, the B-party, is charged for the external call. This will work in a stand-alone scenario but also for an ISDN QSIG, H.323 or SIP network scenario where the diverting/deflecting node is another node than the gateway node.

3

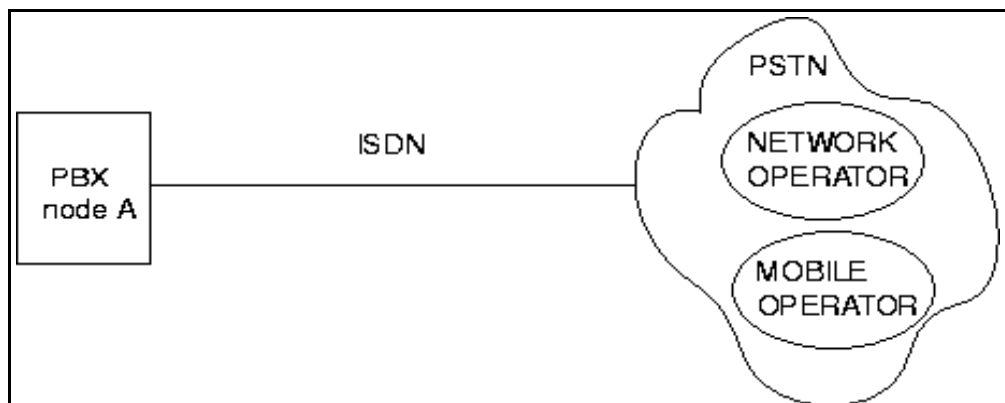
SCENARIO EXAMPLES

This section gives some examples of typical scenarios where the Original A-number feature is used.

3.1

SCENARIO 1

This section describes a scenario where one PBX system in one local area is connected to the PSTN and a public/mobile network.



Prerequisites:

An extension in node A has External follow-me or a Personal number list to a public/mobile network activated. Supplementary services to public destinations are not allowed.

Call originator:

Either a subscriber in the PSTN or an extension in node A.

Diverted/deflected party:

Extension in node A

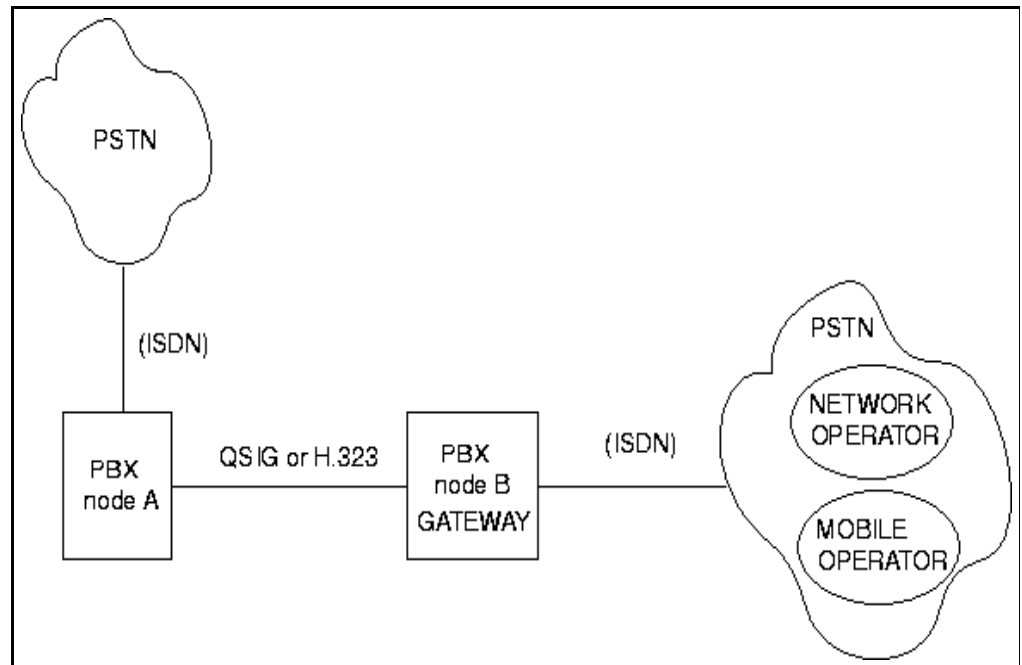
Call termination:

Subscriber in the public/mobile network.

3.2

SCENARIO 2

This section describes an ISDN QSIG PBX network. (Could also be H.323 or SIP tie-lines). The PBX systems are inter-connected with an ISDN QSIG tie-line. Both nodes are connected to the PSTN. One node is connected to a public/mobile network.



Prerequisites:

An extension in node A or node B has External follow-me or Personal number list to a public/mobile network activated. Public destinations in node A towards a public/mobile network are to be set for informative UUI signaling, if UUI signaling is used for supplementary services in the private network. Supplementary services towards the public/mobile network is not allowed in node B.

Call originator:

Either from the PSTN, or an extension in node A or node B.

Diverted/deflected party:

Extension in node A or node B.

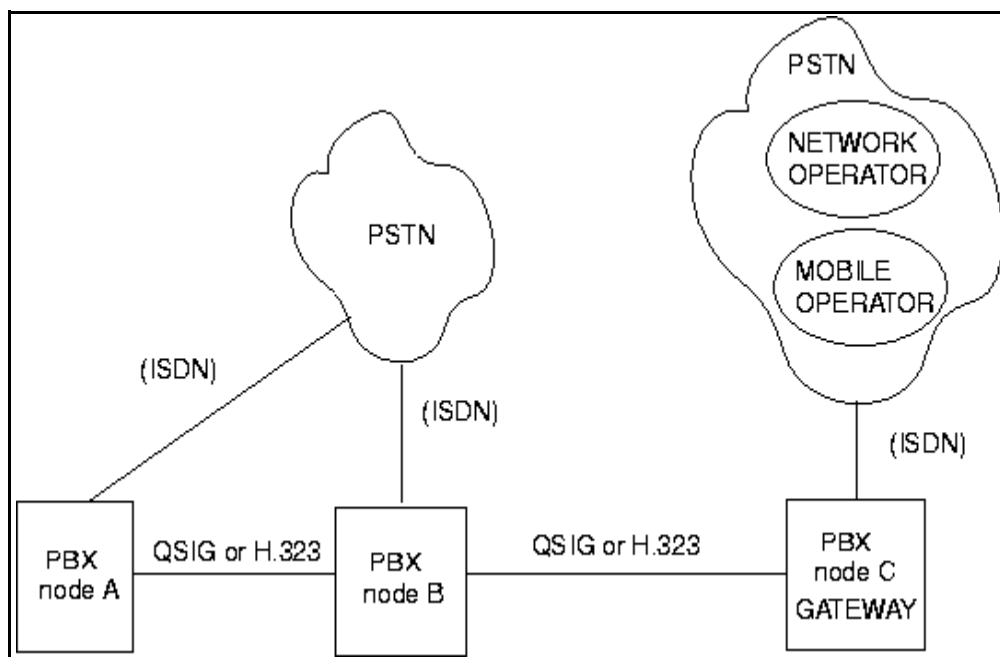
Call termination:

Subscriber in the public/mobile network.

3.3

SCENARIO 3

This section describes a ISDN QSIG PBX network. (Could also be H.323 or SIP tie-lines). The PBX systems are inter-connected with ISDN QSIG tie lines. All nodes are connected to the PSTN. One node is connected to a public/mobile network (here public ISDN is shown, but it could also be public SIP trunk).

**Prerequisites:**

An extension in node A, node B or node C has External follow-me or Personal list to a public/mobile network activated. Public destinations in node A and node B towards public/mobile are to be set for informative UUI signaling, if UUI signaling is used for supplementary services in the private network. Supplementary services towards the public/mobile network are not allowed in node C.

Call originator:

Either from the PSTN, or an extension in node A, node B or node C.

Diverted/deflected party:

Extension in node A, node B or node C.

Call termination:

Subscriber in the public/mobile network.

4

HARDWARE